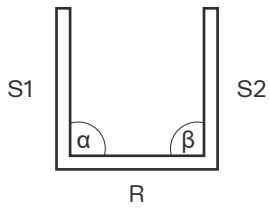


U-shape Assembly 1

Assemblies according to quality standard 3.0

Rieder

sharp-edged



Dimensions

S1/S2	50 – 1510 mm (angle = 90°)
S1/S2	85 – 1510 mm (angle < > 90°)
R	140 – 1510 mm
Unrolling	max. 2000 mm
Angle α	75° – 179° (special angles on request)
Length	max. 5000 mm (7000 mm on request)
Mounting	basic / plug & play

Colours*

polar white	terra	terracotta	sahara
off-white	larch	coralline	sandstone
ivory	oak	oxide red	cotton
silvergrey	walnut	burgundy	vanilla
chrome	ebony	merlot	almond
anthracite			green
liquid black			

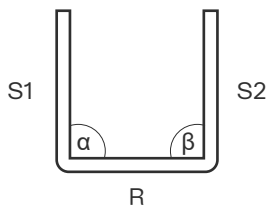
Textures

standard
vintage**
terrazzo black**
salt'n'pepper
luce silver
groove***

Surfaces

matt****
ferro light
ferro
ferro plus

round-edged



Dimensions

S1/S2	50 – 1510 mm (angle = 90°)
R	140 – 1510 mm
Unrolling	max. 2000 mm
Angle α	90° (special angles on request)
Length	max. 5000 mm (7000 mm on request)
Radius for edge	~ 8 mm
Mounting	basic / plug & play

Colours*

polar white	terra	terracotta	sahara
off-white	larch	coralline	sandstone
ivory	oak	oxide red	cotton
silvergrey	walnut	burgundy	vanilla
chrome	ebony	merlot	almond
anthracite			green
liquid black			

Textures

standard
salt'n'pepper
luce silver

Surfaces

ferro light
ferro
ferro plus

Workflow

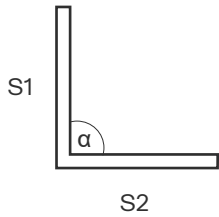
* Not all colours can be combined with all textures (see roadmap for more information).
 ** Max. width 1310 mm
 *** Irregular corner formations on textures with a thickness of more than 13 mm.
 **** With a matt finish the edge may appear lighter in the chamfer area.

L-shape Assembly 2

Assemblies according to quality standard 3.0

Rieder

sharp-edged



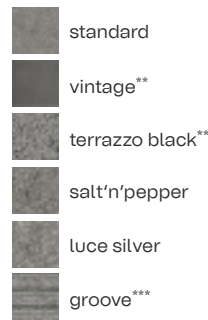
Dimensions

- S1** 50 – 1510 mm (angle = 90°)
85 – 1510 mm (angle < > 90°)
- S2** 70 – 1510 mm (angle = 90°)
85 – 1510 mm (angle < > 90°)
- Unrolling** max. 2000 mm
- Angle α** 75° – 179° (special angles on request)
- Length** max. 5000 mm (7000 mm on request)
- Mounting** basic / plug & play

Colours*



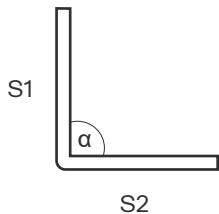
Textures



Surfaces



round-edged



Dimensions

- S1** 50 – 1510 mm (if angle = 90°)
- S2** 70 – 1510 mm (if angle = 90°)
- Unrolling** max. 2000 mm
- Angle α** 90° (special angles on request)
- Length** max. 5000 mm (7000 mm on request)
- Radius for edge** ~ 8 mm
- Mounting** basic / plug & play


Colours*



Textures



Surfaces



Workflow

* Not all colours can be combined with all textures (see roadmap for more information).
 ** Max. width 1310 mm
 *** Irregular corner formations on textures with a thickness of more than 13 mm.
 **** With a matt finish the edge may appear lighter in the chamfer area.

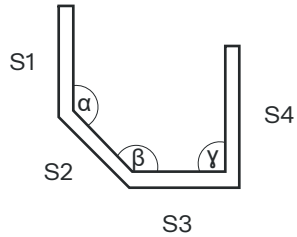
Special shape (on request)

Assembly 3

Assemblies according to quality standard 3.0

Rieder

sharp-edged



Dimensions

S1	85 – 1510 mm
S2/S3	170 – 1510 mm
S4	50 – 1510 mm
Unrolling	max. 2000 mm
Angle α	85° – 179° (special angles on request)
Length	max. 5000 mm (7000 mm on request)
Mounting	basic / plug & play

Colours*

	polar white		terra		terracotta		sahara
	off-white		larch		coralline		sandstone
	ivory		oak		oxide red		cotton
	silvergrey		walnut		burgundy		vanilla
	chrome		ebony		merlot		almond
	anthracite						green
	liquid black						

Textures

	standard
	vintage**
	terrazzo black**
	salt'n'pepper
	luce silver
	groove***

Surfaces

	mat****
	ferro light
	ferro
	ferro plus

Workflow

* Not all colours can be combined with all textures (see roadmap for more information).

** Max. width 1310 mm

*** Irregular corner formations on textures with a thickness of more than 13 mm.

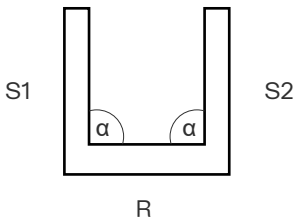
**** With a matt finish the edge may appear lighter in the chamfer area.

fins
Assembly 4

Assemblies according to quality standard 3.0

Rieder

sharp-edged



Dimensions

S1 = S2 = R	
small	80 mm
medium	100 mm
large	120 mm
x-large	140 mm
Angle α	90°
Length	max. 3600 mm (5000 mm on request)
Mounting	basic / plug & play

Colours*

polar white	terra	terracotta	sahara
off-white	larch	coralline	sandstone
ivory	oak	oxide red	cotton
silvergrey	walnut	burgundy	vanilla
chrome	ebony	merlot	almond
anthracite			green
liquid black			

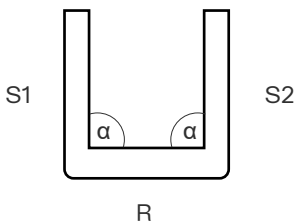
Textures

	standard
--	----------

Surfaces

	matt**
	ferro light
	ferro

round-edged



Dimensions

S1 = S2 = R	
small	80 mm
medium	100 mm
large	120 mm
x-large	140 mm
Angle α	90°
Length	max. 3600 mm (5000 mm on request)
Radius for edge	~ 8 mm
Mounting	basic / plug & play

Colours*

polar white	terra	terracotta	sahara
off-white	larch	coralline	sandstone
ivory	oak	oxide red	cotton
silvergrey	walnut	burgundy	vanilla
chrome	ebony	merlot	almond
anthracite			green
liquid black			

Textures

	standard
--	----------

Surfaces

	ferro
--	-------

Workflow

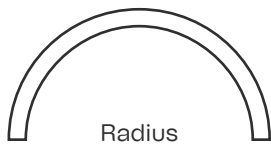
* Not all colours can be combined with all textures (see roadmap for more information).
** With a matt finish the edge may appear lighter in the chamfer area.

C-shape Assembly 5

Assemblies according
to quality standard 3.0

Rieder

Exposed side outside and inside
= convex = concave



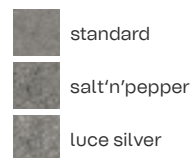
Dimensions

Unrolling width: max. 1510 mm
Length up to 3800 mm
Radius min. 300 mm - ∞
 max. 180°, convex, concave

Colours*



Textures



Surfaces



Workflow

* Not all colours can be combined with all textures (see roadmap for more information).